


Number House

Construct	FNWS	BNWS	NID	Structuring
0-2	1-3	0-3	1	0-1

Current Math Skills:

- Student is beginning to name two-digit numbers.
- Student is beginning to count forwards with start and stop counting from 1 to 100.
- Student is beginning to know combinations to five.



Materials:

- Number House Game Sheet.
- Two different colored counters.
- 1 to 6 die.




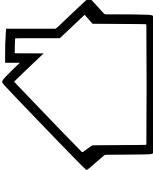
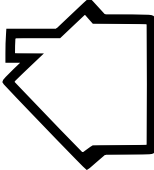
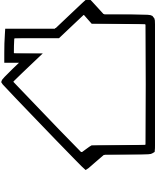
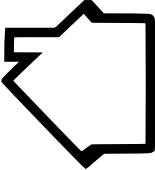
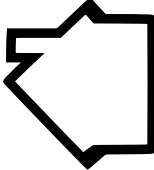
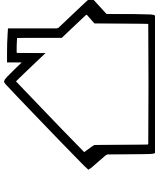
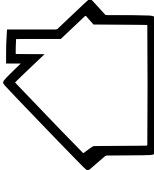
Additional Support: Numeral roll or 100 chart for support in naming tricky numbers.


Instructional Objective:


Students play Number House to strengthen their number identification. This game is played based on the student's current knowledge of their number identification or to introduce new, challenging numbers. For example, if player 1 is having difficulty with 12, 21, 20, 19 and 14, for his Number House game sheet these numbers would be included.

How To Play:

1. One to two players.
2. Teacher has already prepared board by writing tricky numbers in the number houses.
3. Player 1 rolls the die.
4. If player 1 lands on a Number House the player names the number in the house. If they do not name the number correctly they return to start.
5. Sequence repeats for player 2.
6. First player to land on the last Number House and names the number wins.


START


FINISH